



Cooperative Academic Partnership Program

STEP 1

ADMISSION APPLICATION INSTRUCTIONS

FALL APPLICATIONS ARE DUE JULY 31
SPRING APPLICATIONS ARE DUE DECEMBER 20



FULL INSTRUCTIONS BEGIN ON NEXT SLIDE

IF YOU'RE OPENING THESE INSTRUCTIONS AFTER
ALREADY STARTING THE APPLICATION AND ARE STUCK,
CHECK THESE SLIDES TO SEE IF YOUR ISSUE IS
ANSWERED:

PERSONAL INFORMATION: [SLIDE 29](#)

RESIDENCY: [SLIDE 41](#)

TRANSCRIPT UPLOAD: [SLIDE 53](#)

ESSAY: [SLIDE 56](#)

IF THESE DON'T ADDRESS YOUR ISSUE, PLEASE
READ THROUGH THE OTHER SLIDES BEFORE
CONTACTING THE CAPP OFFICE

READ THIS FIRST

- We know that applying for CAPP may be the first interaction you have with a college and the college process. It can be confusing, frustrating, and intimidating, because you just want to do it right and move on!
- That's why we have these detailed instructions and have staff on hand Monday through Friday to answer any and all questions you have.
- The application (described in these slides) is only the FIRST step. Additional steps must be completed at the start of your class.
- This application should take you no more than 30 minutes to complete. If you find it taking a lot longer than that, please reach out and we can help!

Office hours: 7:45am – 4:30pm M-F

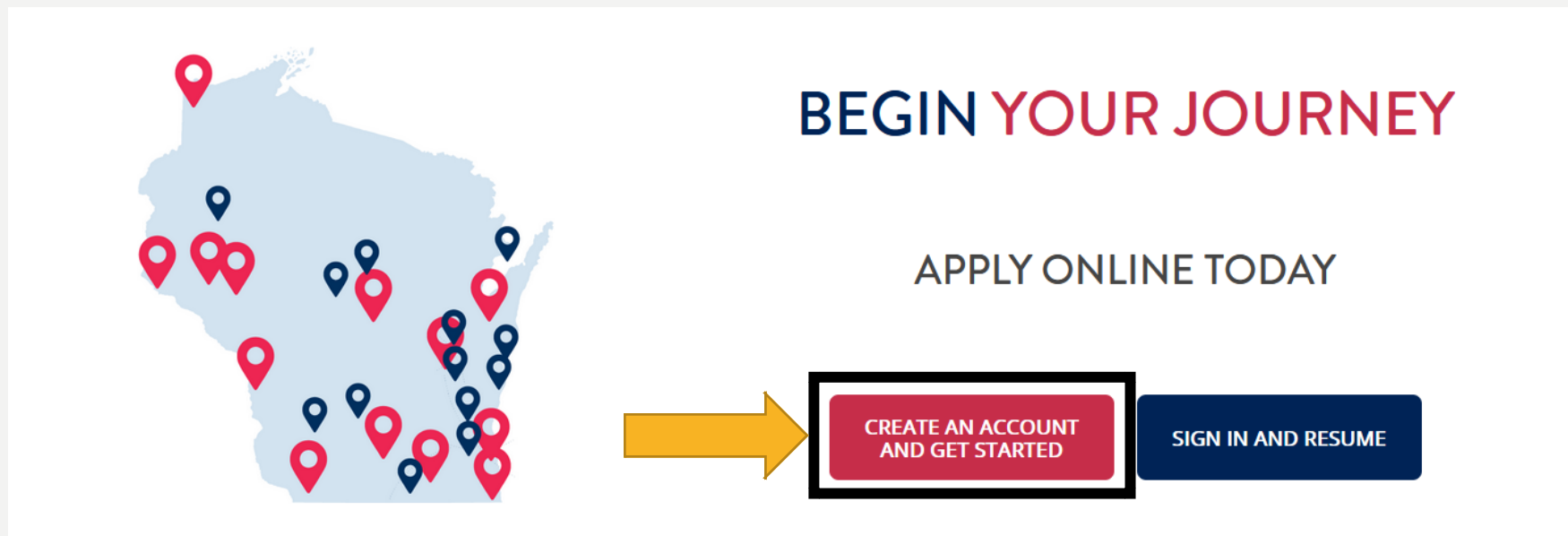
Phone: 920-424-3003

Email: capp@uwosh.edu

GO TO THIS WEBPAGE:

<http://apply.wisconsin.edu>

If the above link does not work, please copy and paste the address directly into your browser window.



TAKEN CAPP BEFORE?

If you've already created account from a previous year, you should skip to slide 8

COMPLETE THE FORM TO CREATE YOUR ACCOUNT*

Email Address
The email you choose to use should be an email you will have access to indefinitely. Please avoid using school or work email addresses.

Enter your email address

Confirm Email Address

Enter your email address

Legal First Name

Enter your legal first name

Last Name/Family Name

Enter your last name/family name

Password (at least 12 characters)

Enter your password

Confirm Password

Confirm your password

This is how we will contact you with your NetID prior to registration. Please make sure to use an active email account, and that it's typed correctly. (should not be a parent's email).

This **MUST** be your legal name.

*If you've taken a CAPP class before, you don't need a new account. Click Back on your browser and scroll to page 8 of these instructions.

FINISH THE FORM, THEN CLICK CREATE ACCOUNT

Cell Phone

☐ I don't have a cell phone

Occasionally, the University of Wisconsin will send a reminder text or call to confirm information related to your application. Please accept or decline these updates below (standard text and data rates apply.)

- ☐ Yes, I give permission to send texts or call.
- ☐ No, I do not give permission to send texts or call.

CREATE ACCOUNT ...



VERIFY WITH EMAIL CODE

VERIFY YOUR EMAIL

We've sent a code to **adelsons@uwosh.edu**. Please verify that email address by providing that code.

Code

SUBMIT ...

Didn't get a code? We can [send you another one](#), or if there's a problem with **adelsons@uwosh.edu**, you can [change your email](#).

AFTER VERIFICATION, YOU'LL BE LOGGED IN

EMAIL VERIFIED

Thanks, that's what we needed! Now, let's apply to some UW System campuses!



OK, LET'S GO!

Now, skip to Slide 10

SIGN IN AND RESUME (FOR RETURNING CAPP STUDENTS)



BEGIN YOUR JOURNEY

APPLY ONLINE TODAY

CREATE AN ACCOUNT
AND GET STARTED

SIGN IN AND RESUME



ENTER YOUR INFORMATION

SIGN IN TO YOUR ACCOUNT

Email

Password

SIGN IN

[Forgot My Password](#)



Use this link to recover a forgotten username or password

IF YOU NEED TO RESET YOUR PASSWORD:

RESET PASSWORD

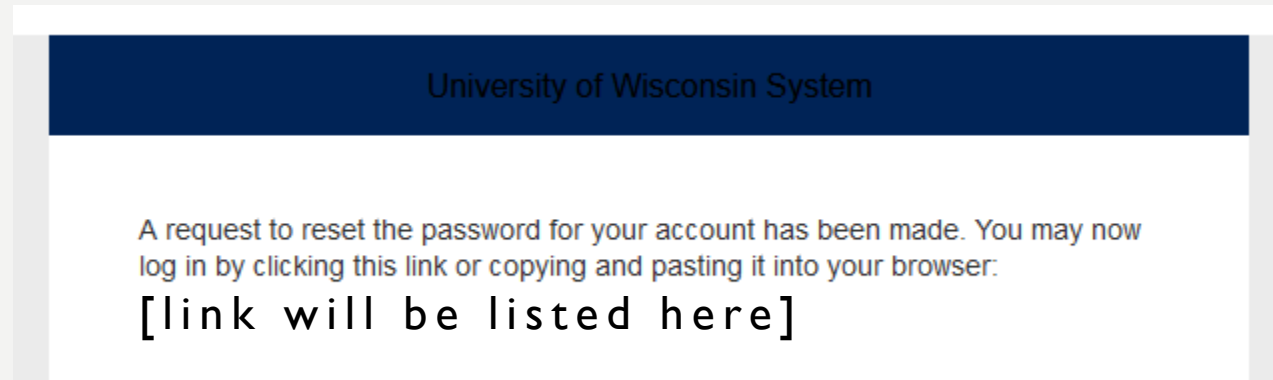
Enter the email address associated with your UW System account to have the password reset instructions emailed to you.

Email

RESET PASSWORD

Enter in the email linked with your application account, then check that email address for the reset link.

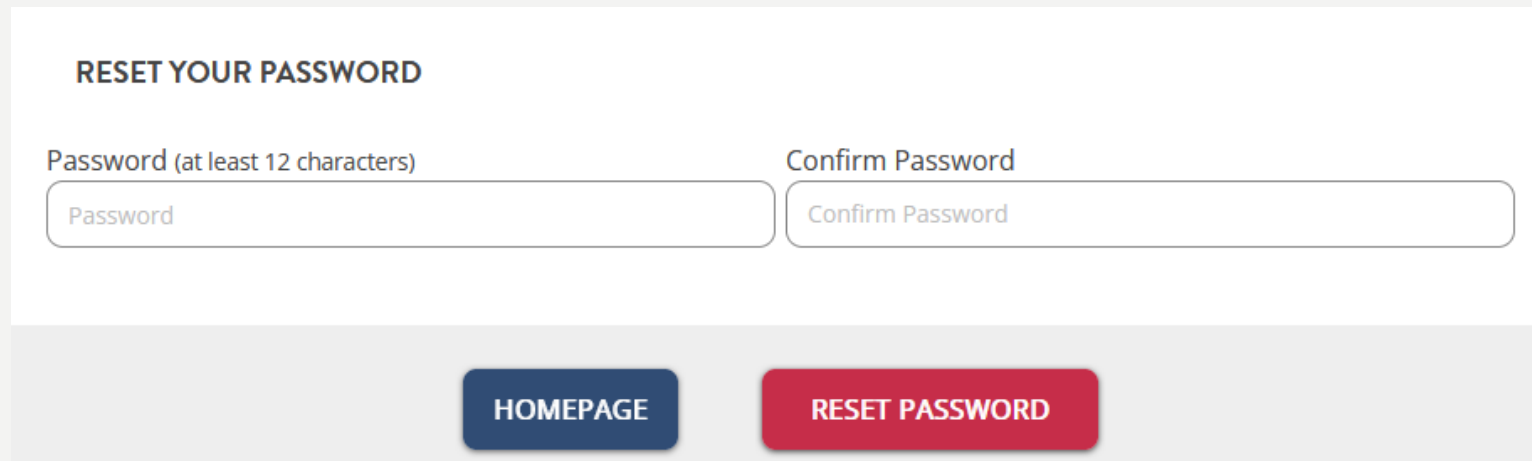
APPLICATION PASSWORD RESET:



University of Wisconsin System

A request to reset the password for your account has been made. You may now log in by clicking this link or copying and pasting it into your browser:
[link will be listed here]

Click the link in the email, and reset your password on the opened page:



RESET YOUR PASSWORD

Password (at least 12 characters)

Confirm Password

[HOMEPAGE](#) [RESET PASSWORD](#)

ONCE THOSE STEPS ARE DONE, YOU'LL SEE YOUR APPLICATION HOMEPAGE

MY ACCOUNT

START APPLICATION

IN PROGRESS APPLICATIONS

CAMPUS	APP TYPE	TERM	STARTED DATE	ACTIONS
--------	----------	------	--------------	---------

You have no applications in progress.


SUBMITTED APPLICATIONS

APP ID	CAMPUS	APP TYPE	TERM	SUBMITTED DATE	PAID	ACTIONS
--------	--------	----------	------	----------------	------	---------

You have no completed applications.

CLICK START APPLICATION

MY ACCOUNT



START APPLICATION

IN PROGRESS APPLICATIONS

CAMPUS	APP TYPE	TERM	STARTED DATE	ACTIONS
You have no applications in progress.				

SUBMITTED APPLICATIONS

APP ID	CAMPUS	APP TYPE	TERM	SUBMITTED DATE	PAID	ACTIONS
You have no completed applications.						

CLICK CONTINUE



UW System campuses have a variety of application types.
We'll start with a few questions so that we can pick the best application for you.

MY ACCOUNT

CONTINUE



SELECT “NO”

ARE YOU APPLYING AS A DEGREE-SEEKING STUDENT?

A degree-seeking student plans to work towards a degree (e.g., Associates, Bachelors, Masters, etc.) at the campus at which they enroll.



Yes



No



BACK

MY ACCOUNT

SELECT YOUR CITIZENSHIP STATUS

ARE YOU A U.S. CITIZEN?



Yes



No

MY ACCOUNT

BACK

SELECT “NO”

HAVE YOU GRADUATED FROM HIGH SCHOOL/SECONDARY SCHOOL OR EARNED YOUR GED/HSED?



MY ACCOUNT

BACK

CLICK “CONTINUE”

- If your screen does not show this exact message, go back and double check that your answers match those provided in the earlier slides.

YOU ARE A HIGH SCHOOL NON-DEGREE APPLICANT

A High School Non-Degree applicant is in high school and plans on taking a college course or two.









MY ACCOUNT

BACK

CONTINUE


SELECT “UW OSHKOSH” FROM THE MENU

WHERE DO YOU WANT TO GO?


 <input type="text" value="Select Campus"/>	 <input type="text" value="UW-Green Bay"/>	 <input type="text" value="UW-La Crosse"/>
 Click here for more info	 <input type="text" value="Select Campus"/>	<div> <input type="text" value="Select Campus"/> Select Campus UW-Oshkosh UW-Oshkosh, Fond du Lac Campus UW-Oshkosh, Fox Cities Campus River Falls</div>
 <input type="text" value="UW-Parkside"/>	 <input type="text" value="Select Campus"/>	<input type="text" value="UW-River Falls"/>

SCROLL DOWN AND CLICK “SAVE AND CONTINUE”

info



UW-Parkside



Select Campus

Select Campus


UW-Oshkosh

UW-Oshkosh, Fond du Lac Campus


UW-Oshkosh, Fox Cities Campus

UW-River Falls


UW-River Falls




Select Campus



UW-Stout



UW-Superior



Select Campus

MY ACCOUNT

BACK

SAVE AND CONTINUE

CHOOSE “CAPP”, THEN SAVE AND CONTINUE



CHOOSE YOUR MAJOR / PROGRAM

UW-Oshkosh

Please select **one** major/program using the search below.

What do you want to study...?

CAPP - Cooperative Academic Partnership Program

Early College Credit Program (ECCP)

High School Special Student

SELECTED PROGRAM:

CAPP - Cooperative Academic Partnership Program ✕ Delete

BACK

MY ACCOUNT

SAVE AND CONTINUE



CHOOSE YOUR TERM

WHEN WOULD YOU LIKE TO START SCHOOL?

Select Term ▼

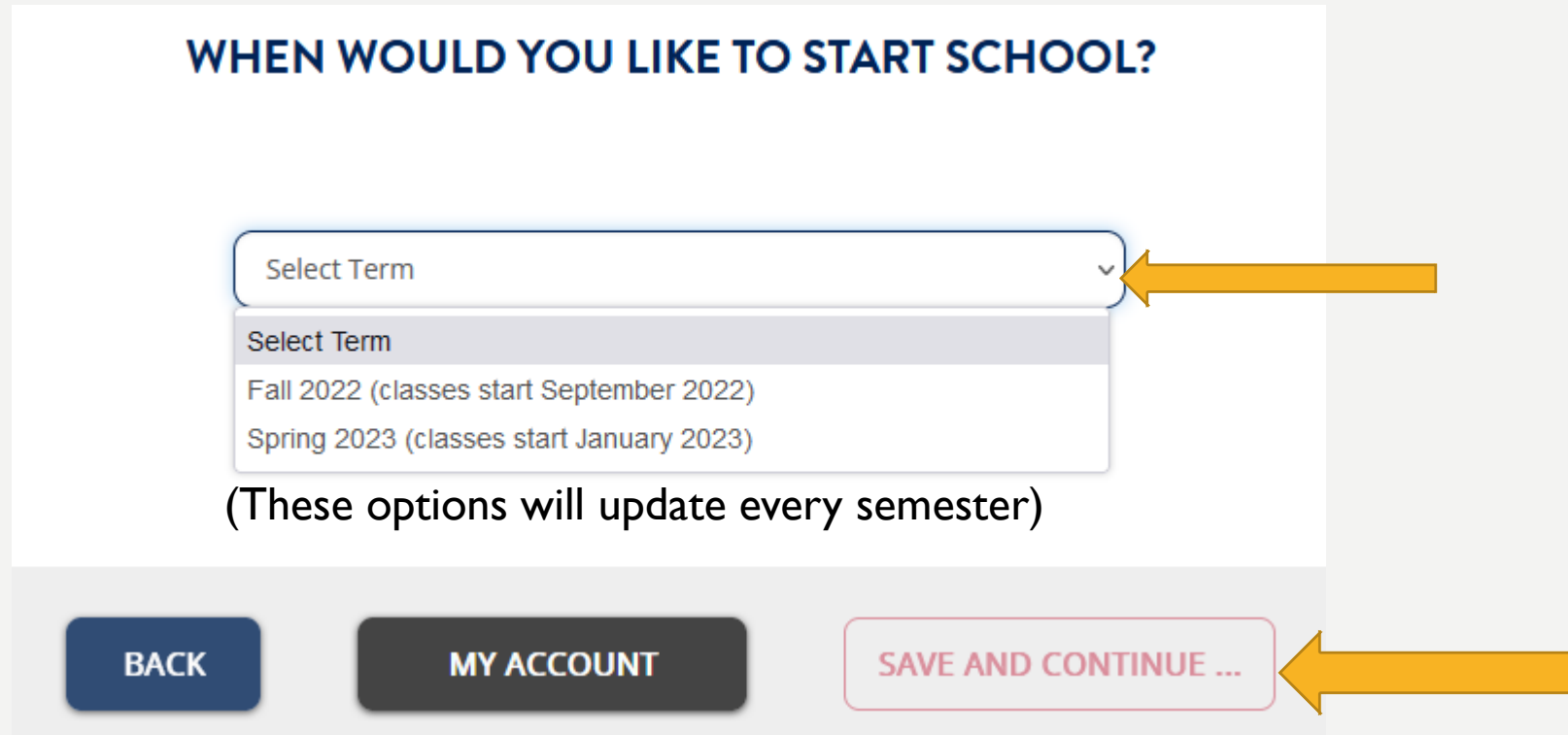
Select Term

Fall 2022 (classes start September 2022)

Spring 2023 (classes start January 2023)

(These options will update every semester)

BACK MY ACCOUNT SAVE AND CONTINUE ...



Choosing the Fall term will also keep you active through the end of that academic year (so you won't have to reapply for Spring).

If the term you want does not appear, please contact CAPP before making your selection.

CONFIRM THAT YOU WILL STILL BE IN HIGH SCHOOL (IF PROMPTED)

High School Non-Degree Application

Will you still be attending high school during the Fall 2023 term?

NO

YES



IF YOUR SCREEN MATCHES MINE, CLICK NEXT

REVIEW YOUR CHOICES

You are applying as a **High School Non-Degree** student at **UW-Oshkosh** for **Fall 2023**
(classes start September 2023).

You have selected **CAPP - Cooperative Academic Partnership Program** as your
major/program.

Yours may be different

BACK

MY ACCOUNT

NEXT

IF YOU APPLIED FOR CAPP BEFORE, USE YOUR PREVIOUS INFORMATION TO SAVE TIME!

COPY FROM RECENT

Would you like to copy your information from your most recent application into this new application? If you choose to copy your information please be sure to review the data that has copied over.

NO, I WANT TO START OVER

YES, USE PREVIOUS INFORMATION



AVOID AUTO-FILL ANSWERS!

**AUTO-FILL CAN LEAD TO SUBMITTING
INACCURATE INFORMATION. PLEASE
CAREFULLY CHECK ALL INFORMATION FIELDS
BEFORE SUBMITTING!!**

**MAKE SURE NOTHING IS MISSING AND
NOTHING IS EXTRA!**



CHECK FOR TYPOS!

**EVERYTHING YOU SUBMIT WILL BE PART OF
YOUR OFFICIAL RECORD.**

**MAKE SURE YOUR NAME (AND EVERYTHING
ELSE) IS SPELLED RIGHT**

**(YOU'D BE SURPRISED WHAT WE GET
SOMETIMES!)**

ENTER YOUR INFORMATION

BASIC INFORMATION

Legal First Name ⓘ

CAPP

Last Name/Family Name

Office

Middle Name (Optional)

Middle Name

Preferred Name/Name in Use (Optional) ⓘ

Enter Preferred First Name

Suffix (Jr, Sr, etc) (Optional)

Select Suffix

!! Be careful of Auto-Fill here !!

Has your name ever changed? (Ex: Life events such as a marriage, adoption, divorce etc)

☐ Yes ☒ No

Legal Sex ⓘ

Select Legal Sex

Gender (Optional) ⓘ

Select Gender

Date of Birth:

MM/DD/YYYY

Note about Preferred name:

- **Most students will leave this blank.**
- This is most often used by trans or non-binary students, or international students who have adopted a different name.
- The preferred name is considered public, shareable knowledge.
- This optional field should not be used for nicknames.

ENTER YOUR INFORMATION

Which form of identification can you provide?

- ☒ US Social Security Number
- ☐ US Tax Identification Number
- ☐ Do Not Have/Do Not Want to Provide

US Social Security Number

000-00-0000

Confirm US Social Security Number

000-00-0000

Country of Citizenship

United States

Country of Birth


United States

City of Birth

Oshkosh

State of Birth

Wisconsin

Have either of your parents and/or guardians earned a four-year college/university degree? 

- ☒ Yes
- ☐ No

BACK

SAVE AND CONTINUE


IMPORTANT:
If you have a Social Security number (all US Citizens have one), then you must provide it here.

If you need to find this information, you can save the application and return later.

ANSWER THE QUESTIONS HOW THEY APPLY TO YOU

ADDITIONAL INFORMATION

FAMILY BACKGROUND

Are you, or is a parent or spouse, currently serving in the U.S. Military? Or, are you, or is a parent or spouse, a U.S. Military veteran? If so, please indicate the relationship below. 

Check all that apply (Optional)

☐ Self ☐ Parent/Spouse ☐ Neither

ETHNICITY AND RACE

Are you of Hispanic or Latino/a origin? (Optional)

☐ Yes ☐ No

Which of the option(s) below best describe how you identify yourself? (Check all that apply.) (Optional)

- ☐ African American or Black
- ☐ American Indian or Alaska Native
- ☐ Other Asian
- ☐ Cambodian
- ☐ Hawaiian or Other Pacific Islander
- ☐ Hmong
- ☐ Laotian
- ☐ Vietnamese
- ☐ White or Caucasian

BACK

SAVE AND CONTINUE


PROVIDE YOUR CONTACT INFORMATION

CONTACT INFORMATION

Email Address

capp@uwosh.edu

Phone Number

 +1 (920) 424-3003

Type

Select Type

Preferred Phone Number

You must provide at least one contact phone number, and indicate which phone number is preferred.

PROVIDE YOUR ADDRESS, THEN CLICK VALIDATE

PERMANENT ADDRESS
[How will you use my address?](#) ⓘ

Address
800 Algoma Blvd

Address Line 2 (Optional)
Apartment, building, or unit #

Country
United States

State
Wisconsin

City
Oshkosh

Zip / Postal Code
54901

Other State/Province (Optional)
Other State

[BACK](#) [VALIDATE](#)

Wisconsin is at the top of the State list.

IF THE ADDRESS THAT POPS UP IS CORRECT, CLICK SAVE AND CONTINUE

Formatted Address

800 Algoma Blvd, Oshkosh, WI 54901, USA

Is the formatted address above correct?


☐ Yes ☐ No

Is the address listed above your mailing address? (If no, you will need to supply a mailing address)

☐ Yes ☐ No

BACK

SAVE AND CONTINUE



YOU MUST ENTER INFORMATION FOR AT LEAST ONE PARENT/GUARDIAN

PARENT/GUARDIAN INFORMATION

The next section will ask you for information about your parent(s) or guardian(s). Here are some key points to know about this section:

- It's optional. You can skip the section using the "Skip Parent Section" button below.
- You only need to enter the number of guardians that you have information for.
- It may be used for emergency contact information.

ADD PARENT/GUARDIAN



BACK

SKIP PARENT SECTION

ENTER THE PARENT/GUARDIAN NAME AND RELATIONSHIP TO YOU

PARENT/GUARDIAN INFORMATION

First Name

Last Name

Relationship to Applicant

Select Relationship ▼

Phone Number

 ▼ +1

IF THE PERSON LIVES WITH YOU, ANSWER YES TO “SAME AS APPLICANT”

Current Address

Same as applicant?

☒ Yes ☐ No

Email Address (Optional)

Email Address

BACK **SAVE PARENT/GUARDIAN**

IF THIS PERSON DOESN'T LIVE WITH YOU, SELECT NO AND PROVIDE THEIR ADDRESS

Current Address

Same as applicant?

☐ Yes ☒ No

Address

Street name and number

Address Line 2 (Optional)

Apartment, building, or unit #

Country

Select Country

City

City

Zip / Postal Code (Optional) **Other State/Province (Optional)**

Zip Code Other State

Email Address (Optional)

Email Address

BACK **SAVE PARENT/GUARDIAN**

SAVE AND CONTINUE

PARENT/GUARDIAN INFORMATION

The next section will ask you for information about your parent(s) or guardian(s). Here are some key points to know about this section:

- It's optional. You can skip the section using the "Skip Parent Section" button below.
- You only need to enter the number of guardians that you have information for.
- It may be used for emergency contact information.

FIRST NAME	LAST NAME	RELATIONSHIP	ADDRESS	ACTIONS
Sarah	Office	Legal Guardian/Caretaker		 Edit  Delete
 Add Parent/Guardian				

BACK

SAVE AND CONTINUE



COLLECTING RESIDENCY DATA

- The next part of the application asks questions about your state residency.
- Collecting residency data is required for all UW System Apps.
- Answer accurately and don't skip questions, because this will delay your application.
- If you aren't sure how to answer a question, consult a parent, guardian, or teacher.

RESIDENCY

RESIDENCY

The next section will ask questions to determine if you qualify for Wisconsin resident tuition under state law. The information collected in the following sections is only used to determine your tuition rate. Learn more about qualifying for [Wisconsin residency](#).

Failure to accurately and completely answer the following questions may result in an incorrect tuition rate.

Do you believe you may qualify for in-state tuition rate based upon Wisconsin residency?

☐ Yes ☐ No

Minnesota Reciprocity

If you believe you qualify for Minnesota tuition reciprocity, that is determined through a separate process. Learn more about qualifying for [Minnesota Reciprocity](#).

BACK

If you live in Wisconsin,
say yes.
If not, say no and skip to
slide 48.

IF YOU SAID YES, AND YOU LIVE IN WISCONSIN CLICK THE PARENT BOX

Do you believe you may qualify for in-state tuition rate based upon Wisconsin residency?

☒ Yes ☐ No

SECTION	COMPLETED	ACTIONS
Parent Questions	Not Completed	ADD PARENT
Applicant Questions	Not Completed	ADD APPLICANT

Minnesota Reciprocity

If you believe you qualify for Minnesota tuition reciprocity, that is determined through a separate process. Learn more about qualifying for [Minnesota Reciprocity](#).

BACK **SAVE AND CONTINUE**

IF YOU DO NOT LIVE IN WISCONSIN, SKIP TO SLIDE 48

SELECT A PARENT, THEN RESPOND TO THE QUESTIONS

PARENT RESIDENCY

Please select the parent/guardian who best qualifies you for the Wisconsin resident tuition rate. If neither parent resides in Wisconsin, please list the parent whose information you are most familiar with. Note: Use the question mark in the lower right to help determine which parent you should select.

Choose your parent to use for residency:

Sarah Office (Legal Guardian/Caretaker) 

Is your Legal Guardian/Caretaker a U.S. citizen?

☒ Yes ☐ No ☐ Prefer not to respond at this time

Has your Legal Guardian/Caretaker physically resided full-time in Wisconsin for the past 12 months?

☐ Yes ☐ No

Where is your Legal Guardian/Caretaker employed?

☐ Wisconsin ☐ Outside of Wisconsin ☐ Not currently working

CONTINUE WITH THE PARENT RESIDENCY SECTION

Has your Legal Guardian/Caretaker filed a Wisconsin resident income tax return for the most recent tax year?

☐ Yes ☐ No, did not file ☐ No, filed in a different state

Was Wisconsin the last place your Legal Guardian/Caretaker registered to vote or voted?


☐ Yes ☐ No

Does your Legal Guardian/Caretaker hold a valid Wisconsin driver's license?

☐ Yes ☐ No

BACK

SAVE QUESTIONS



NOW CLICK ADD APPLICANT

RESIDENCY

The next section will ask questions to determine if you qualify for Wisconsin resident tuition under state law. The information collected in the following sections is only used to determine your tuition rate. Learn more about qualifying for [Wisconsin residency](#).

Failure to accurately and completely answer the following questions may result in an incorrect tuition rate.

Do you believe you may qualify for in-state tuition rate based upon Wisconsin residency?

☒ Yes ☐ No

SECTION	COMPLETED	ACTIONS
Parent Questions	Completed	EDIT PARENT
Applicant Questions	Not Completed	ADD APPLICANT

Minnesota Reciprocity

If you believe you qualify for Minnesota tuition reciprocity, that is determined through a separate process. Learn more about qualifying for [Minnesota Reciprocity](#).

BACK

SAVE AND CONTINUE

DO YOU LIVE IN WISCONSIN?

APPLICANT RESIDENCY

Do you live in Wisconsin?

Select Option

Select Option

No

Yes, but I haven't always

Yes, my entire life

If you have not always lived in Wisconsin,
it will prompt another question

APPLICANT RESIDENCY

Do you live in Wisconsin?

Yes, but I haven't always

When did you start living in Wisconsin?

Select Month

YYYY

RESPOND TO THE REMAINING QUESTIONS

APPLICANT RESIDENCY

Do you live in Wisconsin?

Yes, my entire life

Where are you employed?

☐ Wisconsin ☐ Outside of Wisconsin ☐ Not currently working

Have you filed a Wisconsin resident income tax return for the most recent tax year?

☐ Yes ☐ No, did not file ☐ No, filed in a different state

Was Wisconsin the last place you registered to vote or voted?

☐ Yes ☐ No

Do you hold a valid Wisconsin driver's license?

☐ Yes ☐ No

Did your parent(s)/guardian(s) claim you as a dependent for the most recent tax year?

☐ Yes ☐ No

Have you physically resided full-time in Wisconsin for the past 12 months?

☐ Yes ☐ No

BACK

SAVE QUESTIONS

CLICK SAVE AND CONTINUE

RESIDENCY

The next section will ask questions to determine if you qualify for Wisconsin resident tuition under state law. The information collected in the following sections is only used to determine your tuition rate. Learn more about qualifying for [Wisconsin residency](#).

Are you claiming Wisconsin residency to qualify for the Wisconsin resident tuition rate?

☒ Yes ☐ No

SECTION	COMPLETED	ACTIONS
Parent Questions	Completed	EDIT PARENT
Applicant Questions	Completed	EDIT APPLICANT

Minnesota Reciprocity

If you believe you qualify for Minnesota tuition reciprocity, that is determined through a separate process. Learn more about qualifying for [Minnesota Reciprocity](#).

BACK

SAVE AND CONTINUE

Next slide is for
non-residents.
Skip to slide 49

IF YOU DO NOT LIVE IN WISCONSIN, CLICK CONFIRM, THEN SAVE AND CONTINUE.

Residency Status

Based on your selection, you will be classified as a nonresident (out-of-state) student for tuition purposes.

In most cases, nonresident students are charged a higher tuition rate than resident students. In many (but not all) circumstances, students may be eligible for resident (in-state) tuition if they claim resident status and they or their parents reside in Wisconsin.

Students who claim nonresident status will be considered non-residents for tuition purposes, regardless of the state of their home address.

CHANGE MY SELECTION

CONFIRM

Do you believe you may qualify for in-state tuition rate based upon Wisconsin residency?

☐ Yes ☒ No

Minnesota Reciprocity

If you believe you qualify for Minnesota tuition reciprocity, that is determined through a separate process. Learn more about qualifying for [Minnesota Reciprocity](#).

BACK

SAVE AND CONTINUE

CLICK CONTINUE

ACADEMIC BACKGROUND

You will be asked to provide information about your educational background. This typically involves providing information about your high school/secondary school and college/post-secondary career.

BACK

CONTINUE



CLICK “ADD HIGH SCHOOL”

ACADEMIC BACKGROUND: HIGH SCHOOL/SECONDARY SCHOOL

In this next section you will need to supply the following pieces of information about all of your High School/Secondary Schools attended:

- Full name of your high school/secondary school
- High school/secondary school attendance dates
- High school/secondary school graduation date
- Optional: unofficial high school/secondary school transcript



ADD HIGH SCHOOL

BACK

SAVE AND CONTINUE

LOCATE YOUR SCHOOL USING THE SEARCH AND SELECT IT

Example:
(search for your
actual school)

ACADEMIC BACKGROUND: HIGH SCHOOL/SECONDARY SCHOOL

Search By Name

Oshkosh

Search By City/Location

Search By City/Location

Choose School

OSHKOSH NORTH HIGH SCHOOL
OSHKOSH, WI

OSHKOSH WEST HIGH SCHOOL
OSHKOSH, WI

OSHKOSH EAST HIGH SCHOOL
OSHKOSH, WI

I did not find my high school

BACK

SELECT “YES” TO THE ATTENDANCE QUESTION, PROVIDE YOUR FUTURE GRADUATE DATE, THEN SAVE HIGH SCHOOL

(this should say your actual school)

ACADEMIC BACKGROUND: HIGH SCHOOL/SECONDARY SCHOOL

OSHKOSH NORTH HIGH SCHOOL
OSHKOSH, WI

Do you currently attend this school?

☒ Yes ☐ No

Attended from

Select Month ▼ YYYY


Anticipated graduation date?

Select Month ▼ YYYY

HIGH SCHOOL TRANSCRIPT

Uploading a transcript is optional to include in the application. An unofficial transcript may reduce the time to receive an admission decision. An official transcript may be required by some campuses.

Upload transcript (PDF only, 10MB limit) 

 Browse... No file selected.

Don't upload a transcript. We don't need it.

BACK




SAVE HIGH SCHOOL 

CLICK SAVE AND CONTINUE

ACADEMIC BACKGROUND: HIGH SCHOOL/SECONDARY SCHOOL

In this next section you will need to supply the following pieces of information about all of your High School/Secondary Schools attended:

- Full name of your high school/secondary school
- High school/secondary school attendance dates
- High school/secondary school graduation date
- Optional: unofficial high school/secondary school transcript

TITLE	GRADUATION DATE	TRANSCRIPT	ACTIONS
OSHKOSH NORTH HIGH SCHOOL	06/2024	No	 Edit  Remove
(This should match YOUR answers)			 Add High School

BACK

SAVE AND CONTINUE

CLICK CONTINUE

HOLISTIC BACKGROUND

Your holistic section asks that you write a statement for the campus that you are applying. On the statement page there will be a prompt to respond to along with some guidance for what to include in your statement.

BACK

CONTINUE



YOU MAY SKIP THE ESSAY. CLICK SAVE, THEN SAVE AND CONTINUE

*If you are not moved to the next page after clicking Save and Continue, use the left side navigation to progress to the next section

ESSAY

YOU DO NOT NEED TO WRITE AN ESSAY

[Our obligation to report.](#)

B *I* U **1** **2**

Enter your essay here...

Word Count: 0

Essay last saved: 9:02 AM

Before you submit your essay, please make sure to:

- Make sure to proofread.

BACK

SAVE

SAVE AND CONTINUE

ALMOST THERE! CLICK CONTINUE

REVIEW APPLICATION

You're almost there! You have successfully completed your written application. All that is left is for your digital signature and payment.

Note: Once you submit your application you cannot make changes to it on this website. You will need to send changes to the admissions office.

BACK

CONTINUE



PROVIDE YOUR DIGITAL SIGNATURE, THEN CLICK SUBMIT APPLICATION

SIGN YOUR APPLICATION(S)

Applications to Submit

CAMPUS	APP TYPE	TERM	COST
UW-Oshkosh	High School Non-Degree	Fall 2023 (classes start September 2023)	No Charge

There is no cost to the CAPP application.

CONFIRMATION SIGNATURE

You are ready to sign your application. Once you sign and submit your application you are not able to make changes to your submitted application(s).

I acknowledge that by providing an electronic signature, I attest to the accuracy and truthfulness of the application(s) I'm submitting. I also agree to the conditions of the UW System.

Do you agree to all of the above?

☐ I Agree

Signature

Signature

BACK

SUBMIT APPLICATION

CONGRATULATIONS! YOU COMPLETED STEP 1, CAPP ADMISSION APPLICATION!

- Remember, this is just Step 1. You must also complete Step 2, course registration, to truly be enrolled for UWO CAPP credit. Course registration opens a few weeks before your class starts.
- If you applied before the deadline (Fall: 7/31, Spring: 12/20), then you will receive more information by email a few weeks before the start of class (early August and early January, respectively).
- If you applied AFTER the deadline, you won't receive registration instructions until at least a week after you apply. If you haven't received instructions by email within two weeks, contact the CAPP Office, capp@uwosh.edu.