

First Destination Outcomes 2016-2017

University of Wisconsin Oshkosh

INTRODUCTION

The First Destination Survey is administered annually by the University of Wisconsin Oshkosh Career Services using Handshake. The survey asks baccalaureate degree graduates to identify their primary post-graduation status. The survey content and procedures align with standards published by the National Association of Colleges and Employers (NACE).

Data was collected from baccalaureate degree candidates prior to graduation and through follow up e-mails sent to graduates 3, 6, and 9 months after graduation. Graduates who had already completed the survey were invited to update their previous responses if their post-graduation status had changed. Outcome information was also collected from campus community members, telephone calls, and web research. Data was collected through March 30, 2018.

The list of graduates was finalized after the official graduation lists were available to get an accurate picture. The results for the Class of 2016-2017 presented in this report includes students who were awarded a bachelor's degree from the University of Wisconsin Oshkosh during the 2016-2017 academic year, which includes Fall 2016, Spring 2017, and Summer 2017 graduates. In total, 2095 graduates are included in this report.

SUMMARY

	Knowledge Rate (NACE best practice target rate = 65%)		Career Outcome Rate			Average Starting Salary		
	2015-16	2016-17	2015-16	2016-17	National Average 2016	2015-16	2016-17	National Average 2016
All Colleges Total	80%	88%	84%	86%	81%	\$43,834	\$43,855	\$49,525
College of Business	95%	99%	98%	95%		\$44,901	\$45,060	
College of Education and Human Services	85%	92%	76%	84%		\$35,823	\$34,341	
College of Letters & Science	77%	85%	64%	82%		\$39,138	\$37,641	
College of Nursing	80%	89%	94%	86%		\$52,113	\$58,413	
Online & Continuing Education	45%	71%	N/A	96%		\$45,259	\$56,681	

National Average: based on the National Association of Colleges and Employers First Destination data for the class of 2016
Source: <http://www.naceweb.org/job-market/graduate-outcomes/first-destination/class-of-2016/>

Overview of 2016-2017 Graduates



Total 2016-2017 Graduates: 2095


88%

Knowledge Rate*

88% (1852) of UW Oshkosh 2016-2017 graduates shared information about their post-graduation outcome.

***Knowledge Rate:** Percentage of graduates reported or identified by UW Oshkosh for which an outcomes destination is known. It includes the sum of all the employment categories (i.e., full-time, part-time, entrepreneur, freelance, postgraduate fellowship, other), military services, volunteer service, continuing education, and the number of students still seeking an outcome or not seeking an outcome.

KNOWLEDGE RATE BY COLLEGE



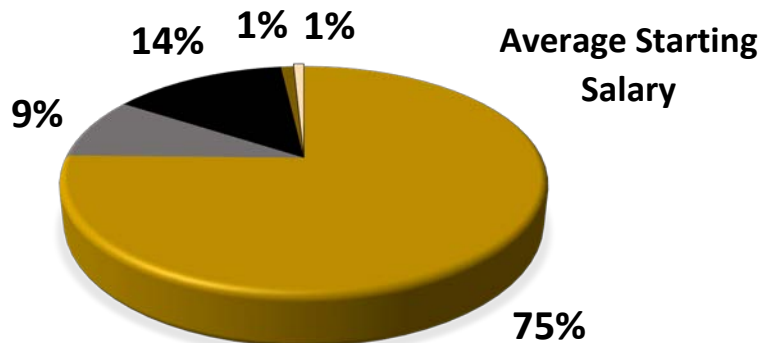
GRADUATE OUTCOMES

86% have a career outcome*

\$43,855

WHAT THEY'RE DOING

- Working 75%
- Continuing Education 9%
- Still Seeking 14%
- Military & Volunteer Service 1%
- Not Seeking 1%



***Career outcome rate** includes employed (full-time, part-time, entrepreneur, freelance, postgraduate fellowship, other), military service, volunteer service (e.g., Peace Corps, mission work), continuing education, and not seeking.

WHEN WAS OUTCOME ACCEPTED

79% of students who secured an outcome prior to graduation utilized at least one Career Services resource.

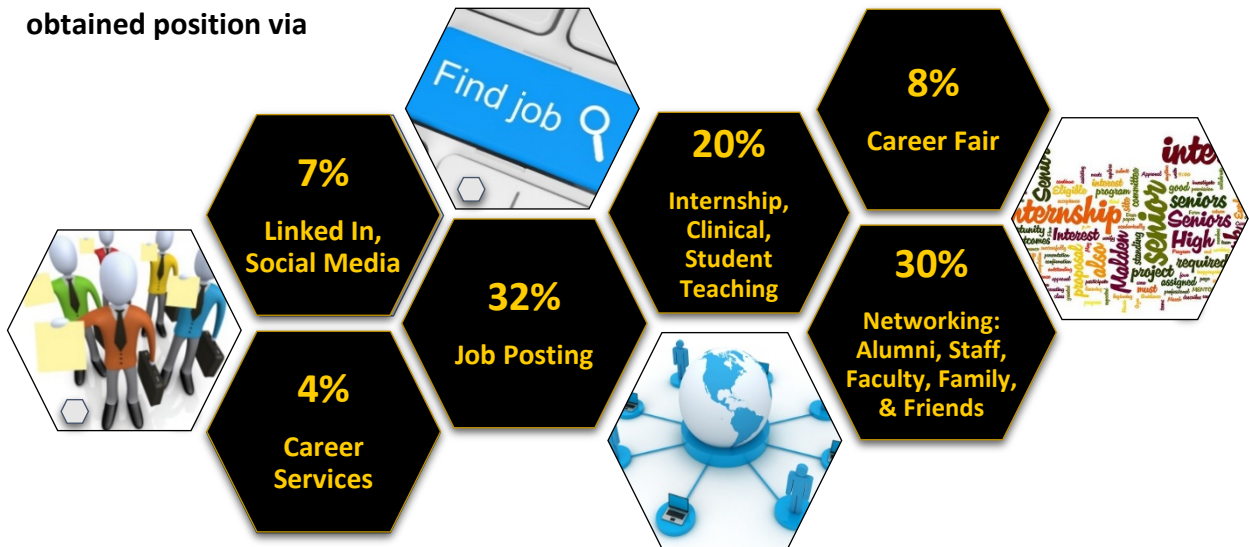
67% secured a career outcome before graduation



60% responded to the question

TOP JOB SOURCES

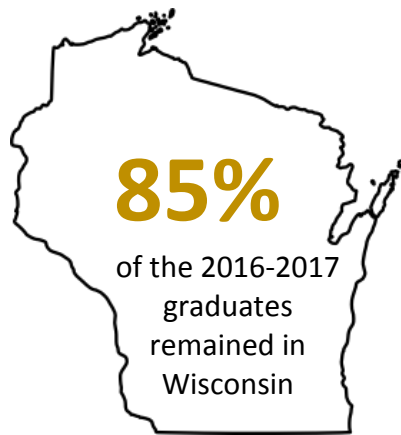
obtained position via



WHERE ARE THEY NOW?

Top Five Counties:

- Winnebago County **30%**
- Outagamie County **16%**
- Milwaukee County **12%**
- Dane County **10%**
- Fond du Lac County **6%**

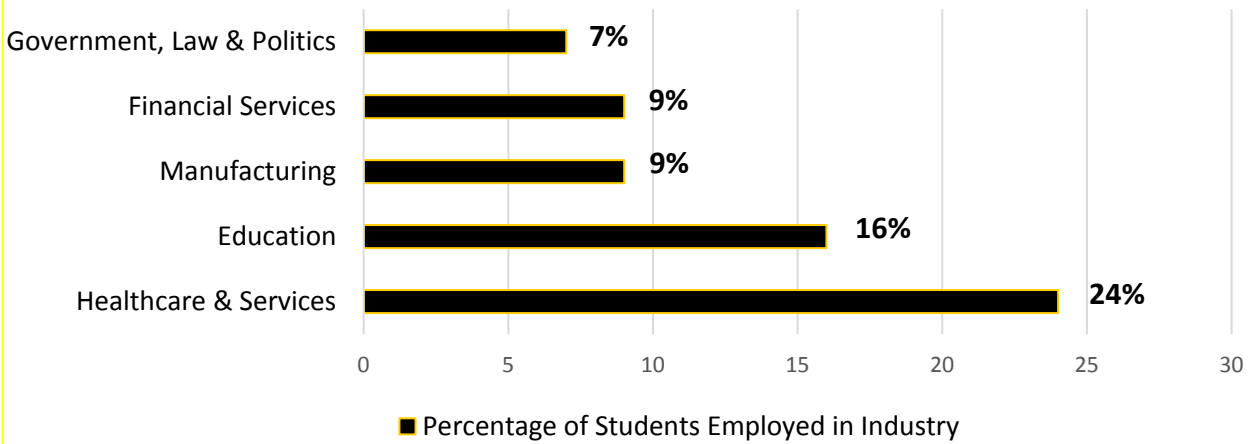


Top 10 Cities:

1. Oshkosh
2. Appleton
3. Milwaukee
4. Madison
5. Neenah
6. Fond du Lac
7. Green Bay
8. Menasha
9. Wausau
10. Sheboygan

23% of nonresidents remained in WI after graduation
88% of WI residents remained in WI after graduation

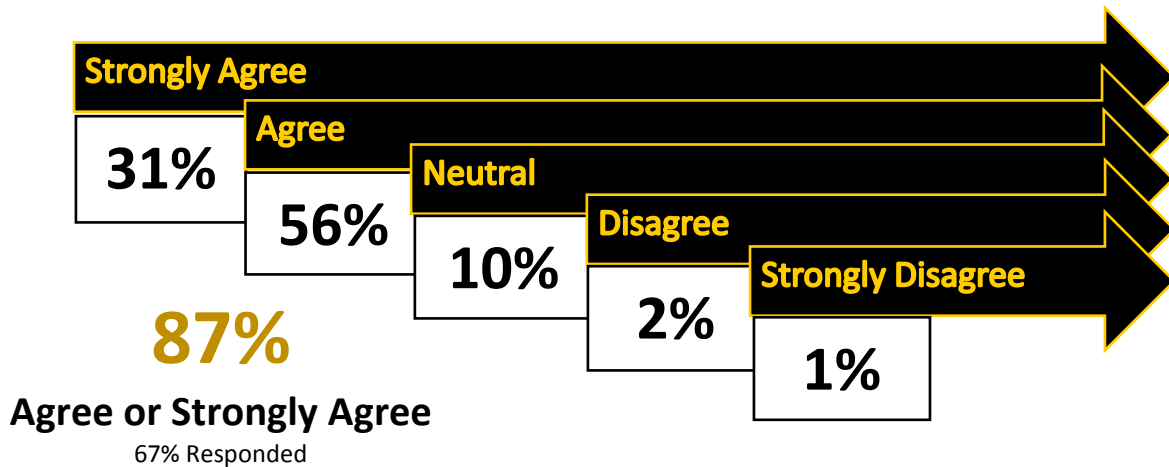
TOP INDUSTRIES



TOP EMPLOYERS THAT HIRED THESE GRADUATES



MY UNDERGRADUATE EXPERIENCE AT UW OSHKOSH PREPARED ME FOR THE NEXT STEP IN MY CAREER PATH.



College of Business



Total COB Graduates*: 373

99%

COB Knowledge Rate

*Total COB Graduates: The total number of students that graduated from the college. Graduates receiving multiple degrees are reported only once per college.

Major	Total # of Graduates**	Total # of Reported Outcomes	Knowledge Rate	% Employed	% of reported Salaries	Average Starting Salary
Accounting	36	36	100%	97%	65%	\$49,286
Economics	43	42	98%	93%	59%	\$43,956
Finance	92	90	98%	93%	57%	\$43,839
Human Resource Management	60	60	100%	93%	65%	\$43,016
Information Systems	22	22	100%	95%	57%	\$55,222
Interactive Web Management	2	N/R	N/R	N/R	N/R	N/R
Management	34	34	100%	94%	66%	\$38,080
Marketing	81	81	100%	90%	52%	\$41,947
Supply Chain Management	68	68	100%	93%	68%	\$48,549

**Total # of Graduates: Graduates receiving multiple majors were reported in each major group.

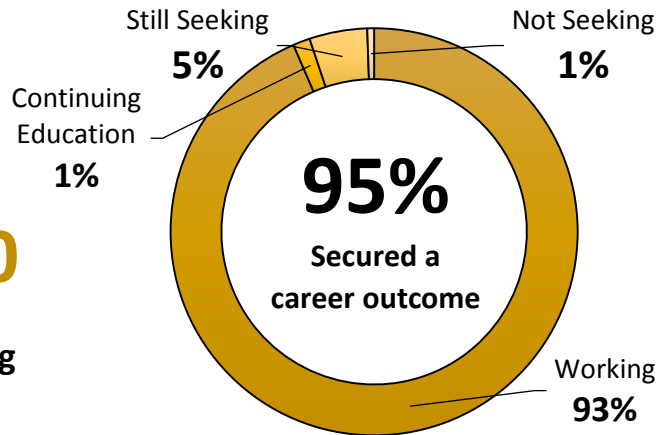
N/R = Not Reported (Data is only reported if there were 5 or more responses)

Respondents may not have provided data for all categories

OUTCOMES

\$45,060

Average Starting Salary



85%

Secured an outcome prior to graduation

66% responded to the question

53% received a job offer as a result of an internship they had with the employer

TOP EMPLOYERS THAT HIRED COB GRADUATES

Oshkosh Corporation

Bemis Company, Inc.

Mercury Marine

Baker Tilly

Kimberly Clark

SECURA

Aerotek

U.S. Bank

Schenck

College of Education and Human Services



Total COEHS Graduates*: 353

92%

COEHS Knowledge Rate

*Total COEHS Graduates: The total number of students that graduated from the college. Graduates receiving multiple degrees are reported only once per college.

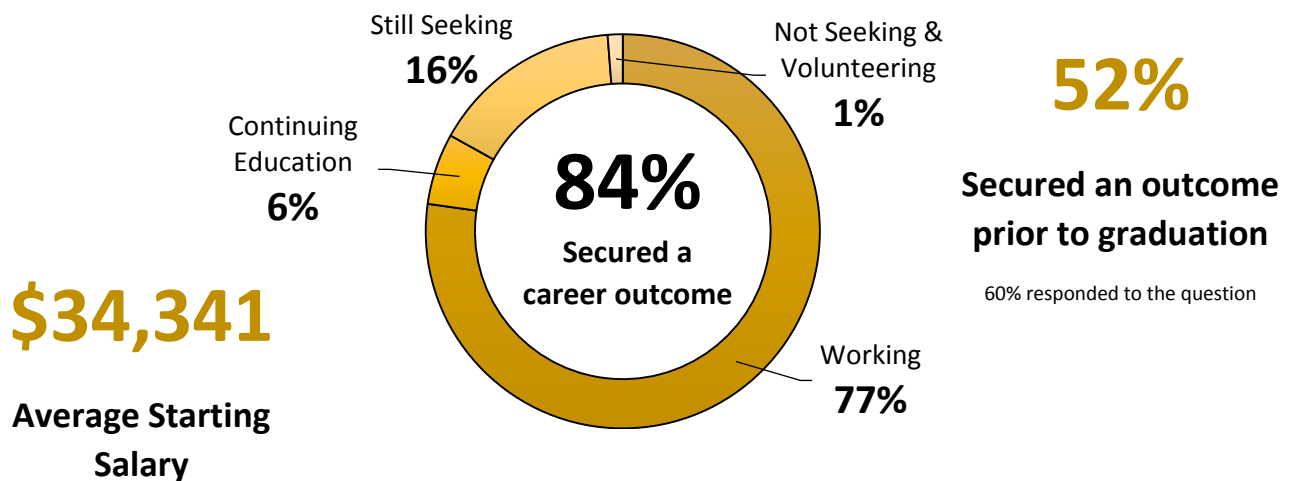
Major	Total # of Graduates**	Total # of Reported Outcomes	Knowledge Rate	% Employed	% of reported Salaries	Average Starting Salary
Elementary Education	97	88	91%	88%	32%	\$37,474
English as a Second Language	2	N/R	N/R	N/R	N/R	N/R
Fine Arts-Education	3	N/R	N/R	N/R	N/R	N/R
Music-Education	5	5	100%	80%	N/R	N/R
Physical Education	11	10	91%	80%	N/R	N/R
Secondary Education	47	41	87%	75%	47%	\$37,443
English-Education	10	10	100%	100%	44%	\$33,738
Mathematics-Education	4	N/R	N/R	N/R	N/R	N/R
Natural Science-Broad field	11	8	73%	88%	N/R	N/R
Social Science-Broad field	22	19	86%	47%	56%	\$36,200
Spanish-Education	1	N/R	N/R	N/R	N/R	N/R
Special Education	71	69	97%	86%	51%	\$37,890
Human Services Leadership	131	119	91%	71%	49%	\$31,890

**Total # of Graduates: Graduates receiving multiple majors were reported in each major group.

N/R = Not Reported (Data is only reported if there were 5 or more responses)

Respondents may not have provided data for all categories

OUTCOMES



College of Letters and Science



Total COLS Graduates*: 1024

85%

COLS Knowledge Rate

*Total COLS Graduates: The total number of students that graduated from the college. Graduates receiving multiple degrees are reported only once per college.

Major	Total # of Graduates**	Total # of Reported Outcomes	Knowledge Rate	% Employed	% of reported Salaries	Average Starting Salary
Anthropology	22	18	82%	39%	N/R	N/R
Art	4	N/R	N/R	N/R	N/R	N/R
Athletic Training	12	10	83%	40%	50%	\$37,500
Biology	140	115	82%	60%	20%	\$31,495
Chemistry	18	15	83%	60%	78%	\$30,440
Communication Studies	56	53	95%	83%	30%	\$35,012
Computer Science	27	24	89%	88%	48%	\$63,250
Criminal Justice	82	75	91%	56%	60%	\$41,330
Economics	17	14	82%	79%	40%	\$39,167
Engineering Technology	2	N/R	N/R	N/R	N/R	N/R
English	21	20	95%	45%	44%	\$28,912
Environmental Studies	30	26	87%	65%	47%	\$36,493
French	1	N/R	N/R	N/R	N/R	N/R
Fine Arts-Studio/Design	23	19	83%	68%	N/R	N/R
Geography	11	9	82%	67%	N/R	N/R
Geology	20	18	90%	50%	33%	\$41,360
German	2	N/R	N/R	N/R	N/R	N/R
History	24	19	79%	63%	42%	\$27,480
International Studies	15	12	80%	50%	N/R	N/R
Interactive Web Management	10	8	80%	88%	N/R	N/R
Japanese Studies	8	7	88%	43%	N/R	N/R
Journalism	43	40	93%	85%	18%	\$41,160
Kinesiology	111	100	90%	66%	38%	\$37,393
Mathematics	9	7	78%	57%	N/R	N/R
Medical Technology	15	9	60%	89%	88%	\$47,017
Microbiology	9	8	89%	63%	60%	\$42,576
Music	23	18	78%	67%	N/R	N/R
Philosophy	2	N/R	N/R	N/R	N/R	N/R
Physics	9	7	78%	57%	N/R	N/R
Political Science	29	28	97%	43%	42%	\$37,742
Psychology	115	91	79%	60%	45%	\$33,086
Public Relations	10	10	100%	100%	N/R	N/R
Radio/TV/Film	40	35	88%	80%	43%	\$29,427
Radiological Science	17	11	65%	45%	N/R	N/R
Religious Studies	4	N/R	N/R	N/R	N/R	N/R
Social Work	47	39	83%	41%	47%	\$36,506
Sociology	12	11	92%	82%	43%	\$28,594

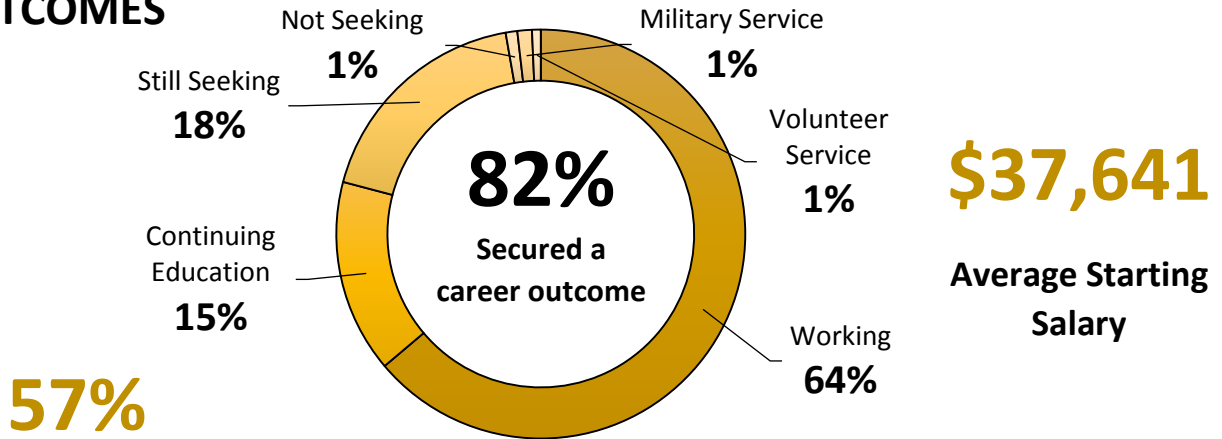
Major	Total # of Graduates**	Total # of Reported Outcomes	Knowledge Rate	% Employed	% of reported Salaries	Average Starting Salary
Spanish	28	25	89%	64%	50%	\$39,649
Theatre	9	9	100%	44%	100%	\$25,844
Urban Planning	8	7	88%	86%	N/R	N/R
Women's And Gender Studies	6	5	83%	80%	N/R	N/R

**Total # of Graduates: Graduates receiving multiple majors were reported in each major group.

N/R = Not Reported (Data is only reported if there were 5 or more responses)

Respondents may not have provided data for all categories

OUTCOMES



Secured an outcome prior to graduation

53% responded to the question

Top institutions for continuing education

- 18%** University of Wisconsin Oshkosh
- 11%** University of Wisconsin Milwaukee
- 9%** University of Wisconsin Madison
- 9%** Fox Valley Technical College

Top majors for continuing education

- 16%** Master of Social Work
- 6%** Law Enforcement
- 5%** Clinical Mental Health/Counseling
- 5%** Occupational Therapy
- 5%** Nursing
- 4%** Exercise Physiology
- 4%** Biology

TOP EMPLOYERS THAT HIRED COLS GRADUATES

- University of Wisconsin Oshkosh
- Aurora Healthcare
- Xperience Fitness
- State of Wisconsin
- YMCA

College of Nursing



Total CON Graduates*: 234

89%

CON Knowledge Rate

*Total CON Graduates: The total number of students that graduated from the college. Graduates receiving multiple degrees are reported only once per college.

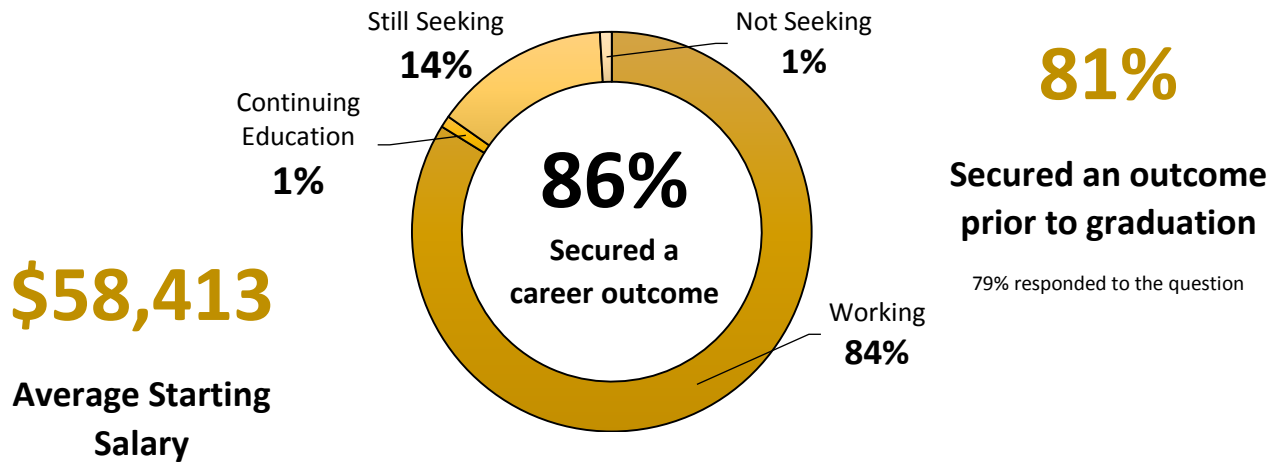
Major	Total # of Graduates**	Total # of Reported Outcomes	Knowledge Rate	% Employed	% of Reported Salaries	Average Starting Salary
Nursing Accelerated	59	53	90%	70%	51%	\$62,279
Nursing Collaborative	43	27	63%	96%	62%	\$59,303
Nursing Traditional	132	129	98%	87%	79%	\$57,212

**Total # of Graduates: Graduates receiving multiple majors were reported in each major group.

N/R = Not Reported (Data is only reported if there were 5 or more responses)

Respondents may not have provided data for all categories

OUTCOMES



TOP EMPLOYERS THAT HIRED CON GRADUATES

- ThedaCare
- Froedtert Hospital
- Mercy Medical Center
- UW Health
- Agnesian HealthCare
- Ascension
- Children's Hospital of Wisconsin
- Allina Health
- Aspirus
- Aurora Healthcare

Online and Continuing Education



Total Graduates*: 111

71%

OCE Knowledge Rate

*Total Graduates: The total number of students that graduated from the college. Graduates receiving multiple degrees are reported only once per college.

Major	Total # of Graduates**	Total # of Reported Outcomes	Knowledge Rate	% Employed	% of reported Salaries	Average Starting Salary
Leadership & Organizational Studies	34	22	65%	95%	40%	\$54,271
Liberal Studies	58	45	78%	86%	42%	\$52,864
Fire & Emergency Response Management	18	13	72%	77%	60%	\$64,857

**Total # of Graduates: Graduates receiving multiple majors were reported in each major group.

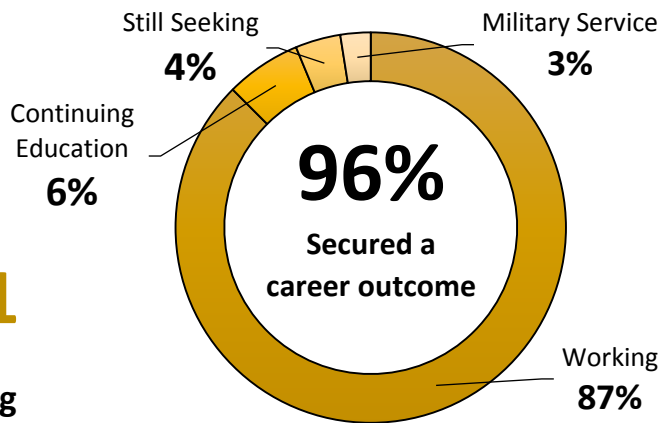
N/R = Not Reported (Data is only reported if there were 5 or more responses)

Respondents may not have provided data for all categories

Outcomes

\$56,681

Average Starting Salary



84%

Secured an outcome prior to graduation

55% responded to the question