

# Fall 2014 University Studies Program Direct Assessment Results

## Executive Summary

### Background

This report is part of our University Assessment plan, approved by the Faculty Senate. These data reflect responses to a survey administered to faculty members and will be part of the Oshkosh Student Achievement Report and the documentation for our Higher Learning Commission (HLC) visit. The following is a brief description of each table included in this report. It is followed by four tables which portray key items. The full survey results are available from University Studies Program (USP) or the Office of Institutional Research.

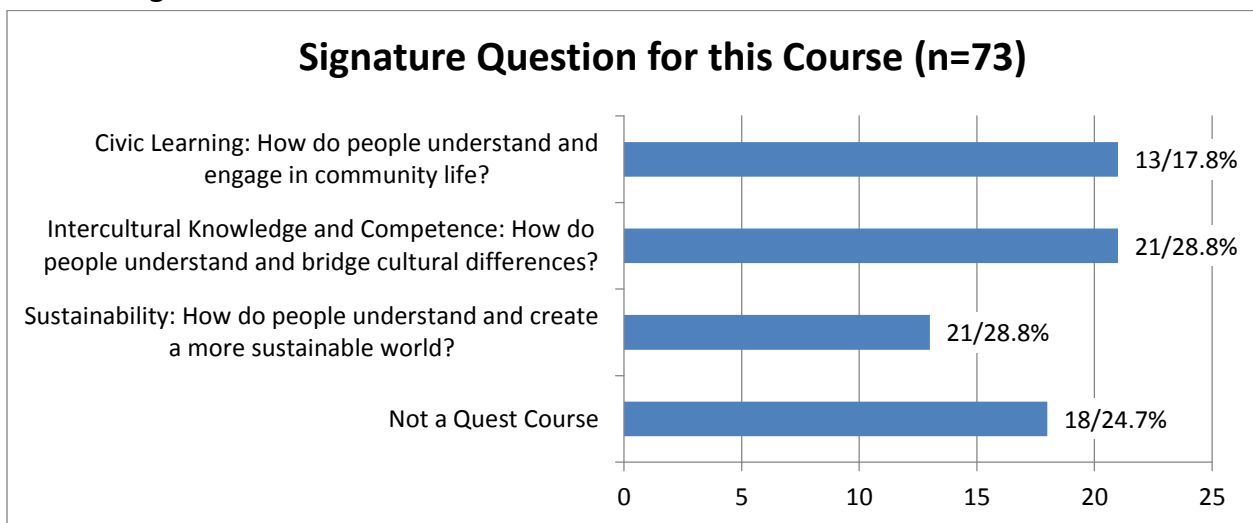
### Table Descriptions

- Faculty members were asked to respond to questions in each University Studies Program (USP) they teach. [Table 1](#) indicates the departments these courses were from and the number of course sections covered by the survey.
- University Studies Program (USP) incorporates three broad Signature Questions that are woven throughout the Quest and Explore courses. Faculty members were asked to choose the question that corresponds to each Quest course they teach. [Table 2](#) shows how many faculty members chose each question.
- For each course the faculty members were asked to think about one assignment and indicate up to three Essential Learning Outcomes (ELO) that correspond to that assignment. [Table 3](#) reports the number of faculty members that chose to report on each of the Essential Learning Outcomes (ELO) aligned with the assignment of their choice for each of their courses.
- [Table 4](#) summarizes the students' performance levels by Essential Learning Outcome (ELO) as reported by each faculty member for the assignment of their choice. Table 4 is followed by charts detailing each ELO broken down individually to show proficiency levels.

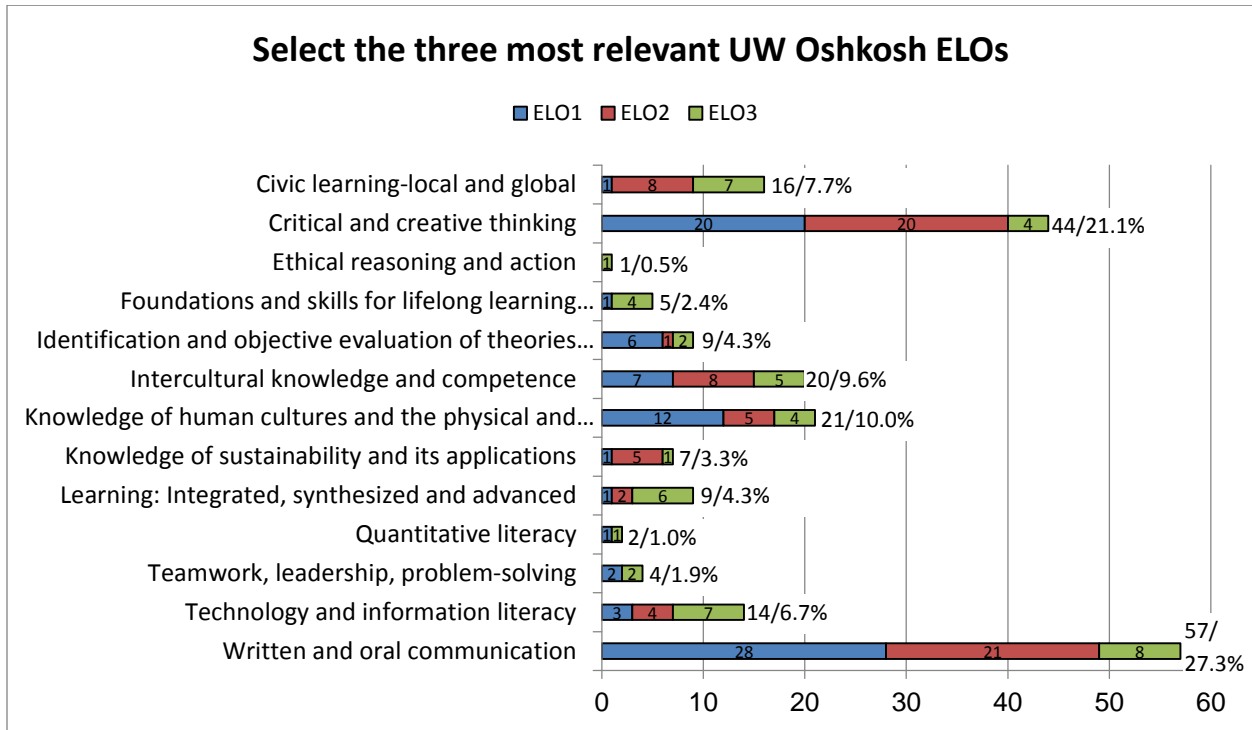
**Table 1. Responding Departments**

<b>Department</b>	<b>Sections Responding</b>
Communication	19
Writing-Based Inquiry Seminar	11
Political Science	9
Geology	7
Math	5
English	3
History	3
Psychology	3
Anthropology	2
Art	2
Chemistry	2
Health Education	2
Japanese	2
Nursing	2
Women and Gender Studies	2
Economics	1
German	1
Interdisciplinary Studies	1
Music	1
Physical Education	1
Physics/Astronomy	1
Religious Studies	1
Social Work	1
Special Education	1
Theatre	1
<b>Total</b>	<b>84</b>

**Table 2. Signature Question for this Course**



**Table 3. Think about up to THREE Essential Learning Outcomes (ELO) that best fit with the assignment you described above. You will have an opportunity to report on each of the ELOs in separate questions.**



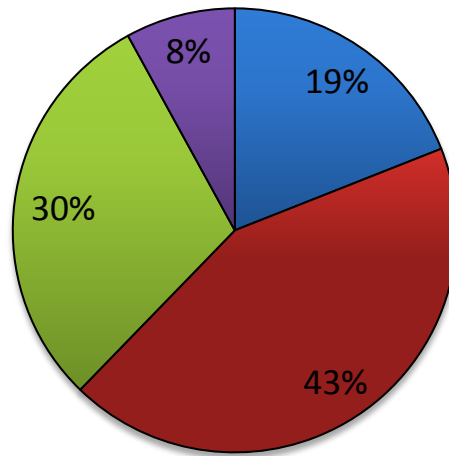
**Table 4. Summary of the distribution of performance level by Essential Learning Outcome**

	High Proficiency	Proficiency	Some Proficiency	No/Limited Proficiency	Total Responses Students
ELO: Civic learning-local and global	19%	43%	30%	8%	363
ELO: Critical and creative thinking	35%	36%	22%	8%	1591
ELO: Ethical reasoning and action	95%	3%	0%	2%	63
ELO: Foundations and skills for lifelong learning	17%	43%	28%	12%	265
ELO: Identification and objective evaluation of theories and assumptions	21%	49%	20%	10%	292
ELO: Intercultural knowledge and competence	35%	41%	19%	6%	1113
ELO: Knowledge and human cultures and the physical and natural world	39%	34%	20%	7%	1138
ELO: Knowledge of sustainability and its applications	22%	37%	31%	10%	167
ELO: Learning: Integrated, synthesized and advanced	31%	39%	21%	8%	213
ELO: Quantitative literacy	18%	50%	20%	13%	143

**Table 4. Continued.**

	High Proficiency	Proficiency	Some Proficiency	No/Limited Proficiency	Total Responses Students
ELO: Teamwork, leadership, problem-solving	49%	26%	15%	10%	125
ELO: Technology and Information Literacy	40%	38%	15%	7%	656
ELO: Written and oral communication	28%	43%	22%	7%	1684

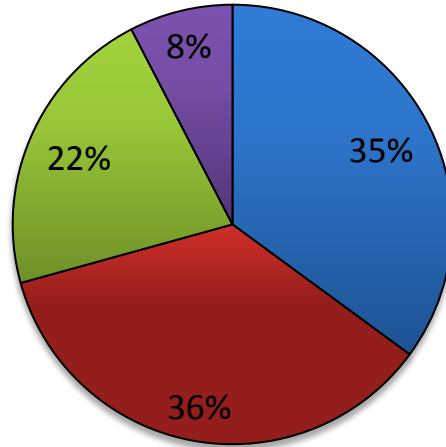
**ELO: Civic Learning-local and Global**



■ High Proficiency ■ Proficiency ■ Some Proficiency ■ No/Limited Proficiency

	High Proficiency	Proficiency	Some Proficiency	No/Limited Proficiency	Total Responses Students
ELO: Civic learning-local and global	19%	43%	30%	8%	363

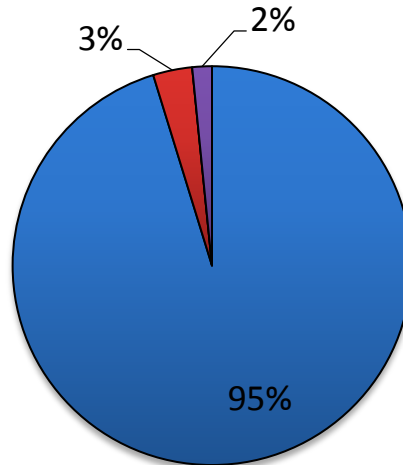
### ELO: Critical and Creative Thinking



■ High Proficiency 
 ■ Proficiency 
 ■ Some Proficiency 
 ■ No/Limited Proficiency

	High Proficiency	Proficiency	Some Proficiency	No/Limited Proficiency	Total Responses Students
ELO: Critical and creative thinking	35%	36%	22%	8%	1591

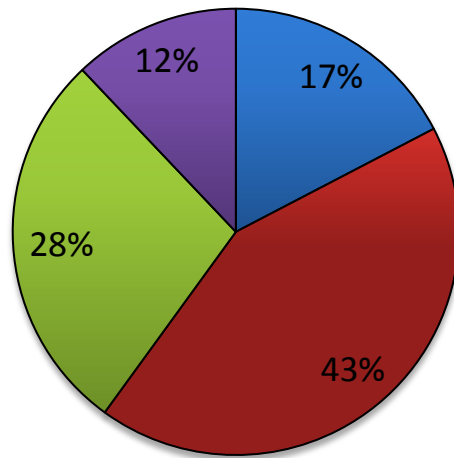
### ELO: Ethical Reasoning and Action



■ High Proficiency 
 ■ Proficiency 
 ■ Some Proficiency 
 ■ No/Limited Proficiency

	High Proficiency	Proficiency	Some Proficiency	No/Limited Proficiency	Total Responses Students
ELO: Ethical reasoning and action	95%	3%	0%	2%	63

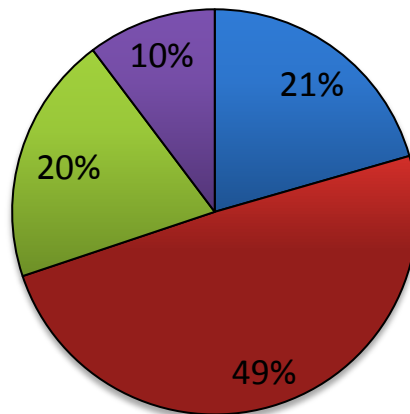
### ELO: Foundations and Skills for Lifelong Learning



■ High Proficiency ■ Proficiency ■ Some Proficiency ■ No/Limited Proficiency

	High Proficiency	Proficiency	Some Proficiency	No/Limited Proficiency	Total Responses Students
ELO: Foundations and skills for lifelong learning	17%	43%	28%	12%	265

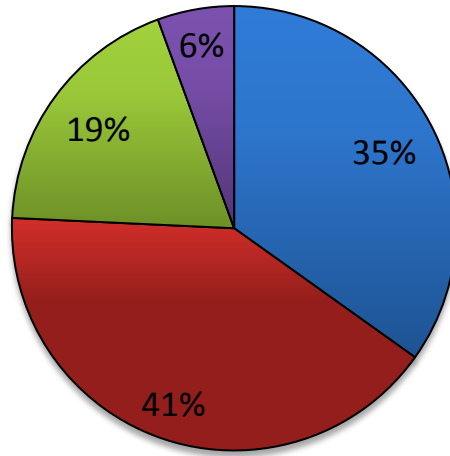
### ELO: Identification and Objective Evaluation of Theories and Assumptions



■ High Proficiency ■ Proficiency ■ Some Proficiency ■ No/Limited Proficiency

	High Proficiency	Proficiency	Some Proficiency	No/Limited Proficiency	Total Responses Students
ELO: Identification and objective evaluation of theories and assumptions	21%	49%	20%	10%	292

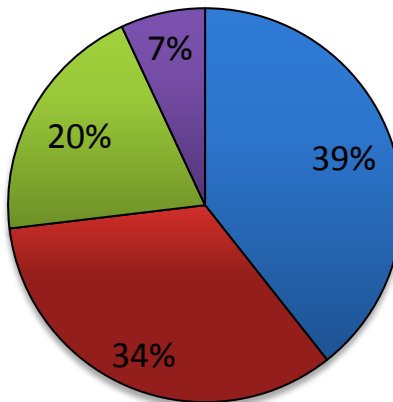
## ELO: Intercultural Knowledge and Competence



■ High Proficiency 
 ■ Proficiency 
 ■ Some Proficiency 
 ■ No/Limited Proficiency

	High Proficiency	Proficiency	Some Proficiency	No/Limited Proficiency	Total Responses Students
ELO: Intercultural knowledge and competence	35%	41%	19%	6%	1113

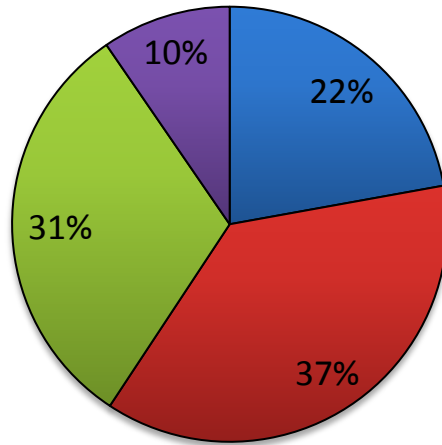
## ELO: Knowledge and Human Cultures and the Physical and Natural World



■ High Proficiency 
 ■ Proficiency 
 ■ Some Proficiency 
 ■ No/Limited Proficiency

	High Proficiency	Proficiency	Some Proficiency	No/Limited Proficiency	Total Responses Students
ELO: Knowledge and human cultures and the physical and natural world	39%	34%	20%	7%	1138

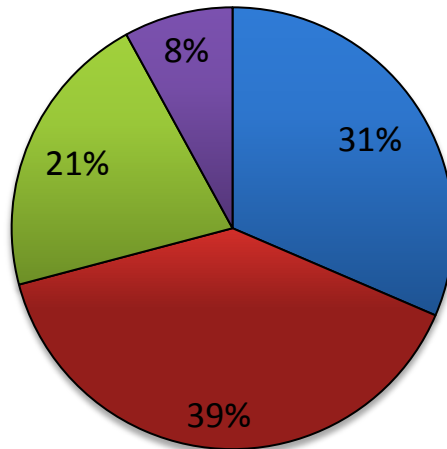
## ELO: Knowledge of Sustainability and its Applications



■ High Proficiency 
 ■ Proficiency 
 ■ Some Proficiency 
 ■ No/Limited Proficiency

	High Proficiency	Proficiency	Some Proficiency	No/Limited Proficiency	Total Responses Students
ELO: Knowledge of sustainability and its applications	22%	37%	31%	10%	167

## ELO: Learning: Integrated, Synthesized and Advanced

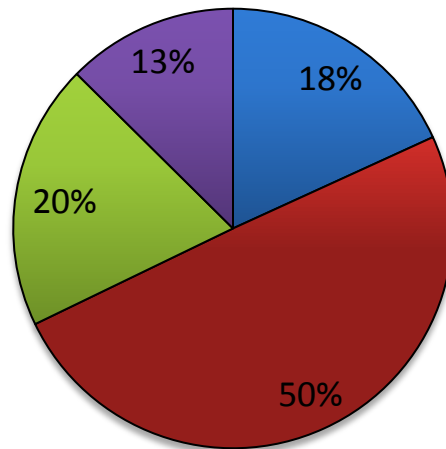


■ High Proficiency 
 ■ Proficiency 
 ■ Some Proficiency 
 ■ No/Limited Proficiency

	High Proficiency	Proficiency	Some Proficiency	No/Limited Proficiency	Total Responses Students
ELO: Learning: Integrated, synthesized and advanced	31%	39%	21%	8%	213



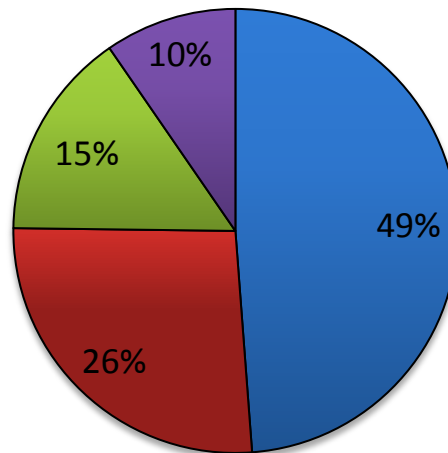
### ELO: Quantitative Literacy



■ High Proficiency ■ Proficiency ■ Some Proficiency ■ No/Limited Proficiency

	High Proficiency	Proficiency	Some Proficiency	No/Limited Proficiency	Total Responses Students
ELO: Quantitative literacy	18%	50%	20%	13%	143

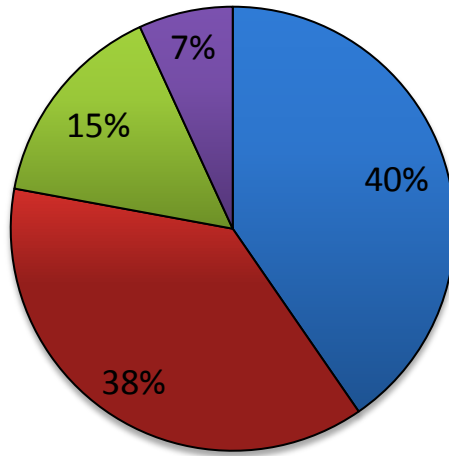
### ELO: Teamwork, Leadership, Problem-solving



■ High Proficiency ■ Proficiency ■ Some Proficiency ■ No/Limited Proficiency

	High Proficiency	Proficiency	Some Proficiency	No/Limited Proficiency	Total Responses Students
ELO: Teamwork, leadership, problem-solving	49%	26%	15%	10%	125

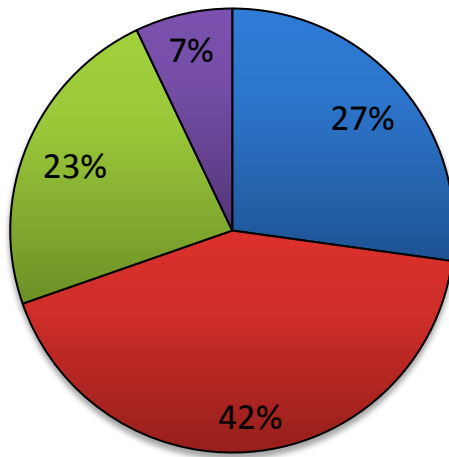
### ELO: Technology and Information Literacy



■ High Proficiency 
 ■ Proficiency 
 ■ Some Proficiency 
 ■ No/Limited Proficiency

	High Proficiency	Proficiency	Some Proficiency	No/Limited Proficiency	Total Responses Students
ELO: Technology and Information Literacy	40%	38%	15%	7%	656

### ELO: Written and Oral Communication



■ High Proficiency 
 ■ Proficiency 
 ■ Some Proficiency 
 ■ No/Limited Proficiency

	High Proficiency	Proficiency	Some Proficiency	No/Limited Proficiency	Total Responses Students
ELO: Written and oral communication	28%	43%	22%	7%	1684