

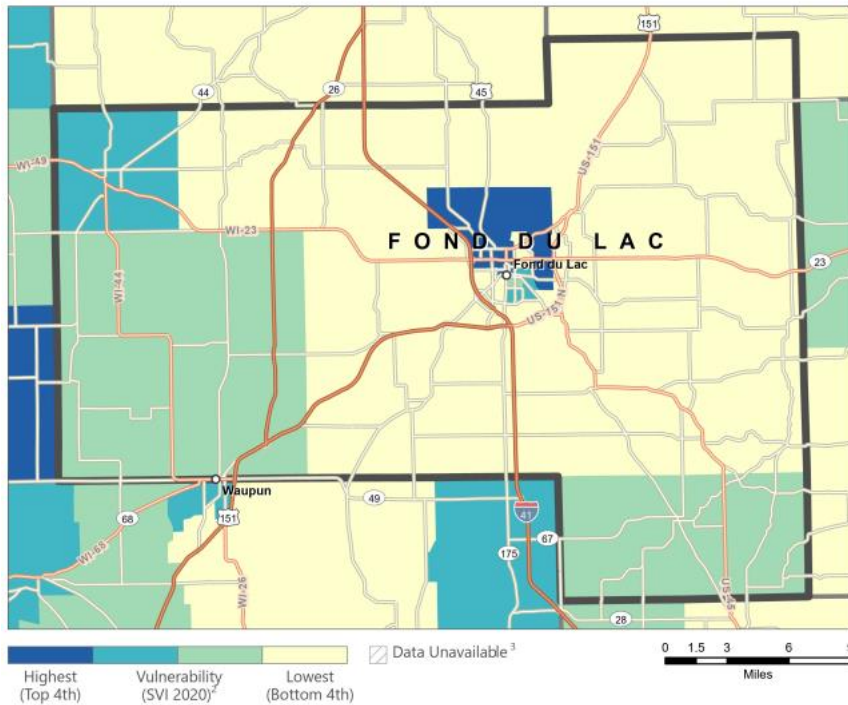
Fond Du Lac County, Wisconsin – Social Vulnerability Profile

Population (2020): 104,154 | County Seat: Fond Du Lac | Square Miles: 720

Overall Social Vulnerability¹



Overall Social Vulnerability Index:
0.1505, Low Vulnerability



Social vulnerability refers to the potential negative effects on communities caused by external stresses on human health, including natural or human-caused disasters, or disease outbreaks. Census tracts are subdivisions of counties. The Social Vulnerability Index (SVI) ranks each tract on 16 variables and groups them into four related themes. Each tract receives a separate ranking for each of the four themes (below), as well as an overall ranking (left), to help local officials identify areas that may need greater support during preparation, response, and recovery phases. As illustrated, darker tracts have higher levels of vulnerability within the county based on each theme.

CDC/ATSDR SVI Themes



SVI Theme Vulnerability Scores

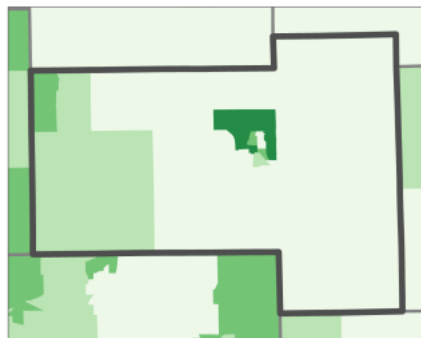
Socioeconomic Status: 0.2254, Low
Below 150% poverty, unemployed, housing cost burden, no high school diploma, no health insurance

Household Characteristics: 0.3662, Low-Moderate
Aged 65 or older, aged 17 or younger, civilian with a disability, single-parent households, English language proficiency

Racial and ethnic minority status: 0.7183, Moderate-High
Hispanic or Latino (of any race); Black and African American, Not Hispanic or Latino; American Indian and Alaska Native, Not Hispanic or Latino; Asian, Not Hispanic or Latino; Native Hawaiian and Other Pacific Islander, Not Hispanic or Latino; Two or More Races, Not Hispanic or Latino; Other Races, Not Hispanic or Latino

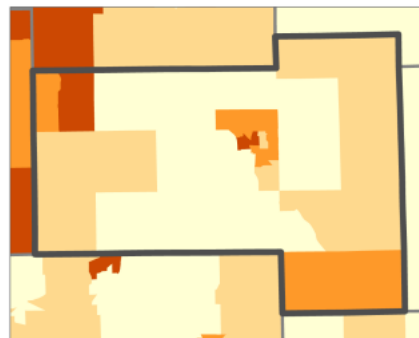
Housing Type/Transportation: 0.6761, Moderate-High
Multi-unit structures, mobile homes, crowding, no vehicle, group quarters

Socioeconomic Status⁵



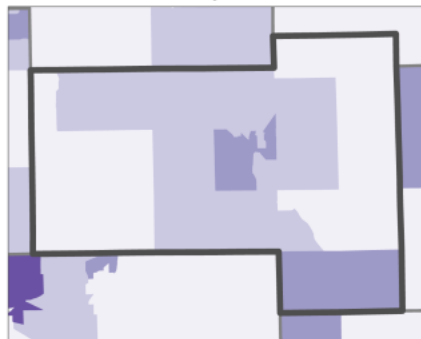
Highest (Top 4th) Vulnerability (SVI 2020)² Lowest (Bottom 4th)

Household Characteristics⁶



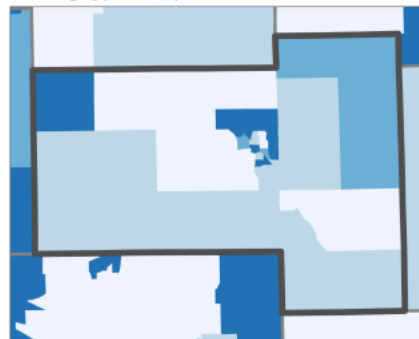
Highest (Top 4th) Vulnerability (SVI 2020)² Lowest (Bottom 4th)

Racial and Ethnic Minority Status⁷



Highest (Top 4th) Vulnerability (SVI 2020)² Lowest (Bottom 4th)

Housing Type/Transportation⁸



Highest (Top 4th) Vulnerability (SVI 2020)² Lowest (Bottom 4th)

Source: [CDC/ATSDR Social Vulnerability Index \(2023\)](#)

Prepared by the [University of Wisconsin Oshkosh, Whitburn Center for Governance and Policy Research](#), October 2023